


# Admittance type Level Switch

## Highly adhesive granulated sugar **reliable detection even with adhesion**

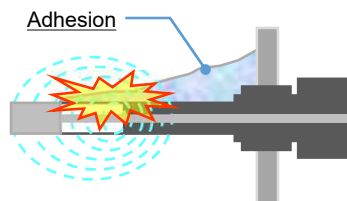
General capacitance type level switches do not work well for adhesive materials. Because Matsushima Admittance Level Switch has the guard electrode, which protects from the noise signals caused by adhesion, it reliably works well even if some materials are built up on the probe.



※Application picture: Granulated sugar tank

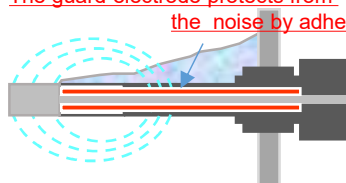
### Attention!

Capacitance type level switch



Admittance type Level Switch

The guard electrode protects from the noise by adhesion!



Admittance type Level Switch

MAL-110



Distributor

**Matsushima Measure Tech**

Search

E-Mail: [info@matsushima-m-tech.com](mailto:info@matsushima-m-tech.com)